

Reseeing Chronic Immune Disease

From observer-centered pathways to organism-niche phase-locking.



The master distinction in systems immunology

Modern immunology has generated extraordinary molecular knowledge, but chronic immune disease requires a deeper clinical grammar. We must shift from viewing the immune system as a military force to viewing it as a living coherence process.

The Classic Paradigm

Diagnostic Table:

Core Metaphor: Immunity as War against Non-Self.

Disease as: Molecular error or malfunction.

Focus: Isolated molecular pathways and categorical disorders.

Therapeutic Aim: Maximum suppression of the "attack."



The Life-Coherent Paradigm

Diagnostic Table:

Core Metaphor: Immunity as Boundary-Coherence.

Disease as: Unfinished living (interrupted adaptive cycles).

Focus: Organism-niche phase states and transitions.

Therapeutic Aim: Phase restoration and reintegration.



Immunity is distributed organismic sense-making

The immune system does not 'think' with a central mind. It evaluates conditions and acts through body-state changes to conserve viability.

EMBODIED

Grounded in tissue, barriers, mitochondria, and redox states.



EMBEDDED

Arising within local tissue niches and microbial ecologies.

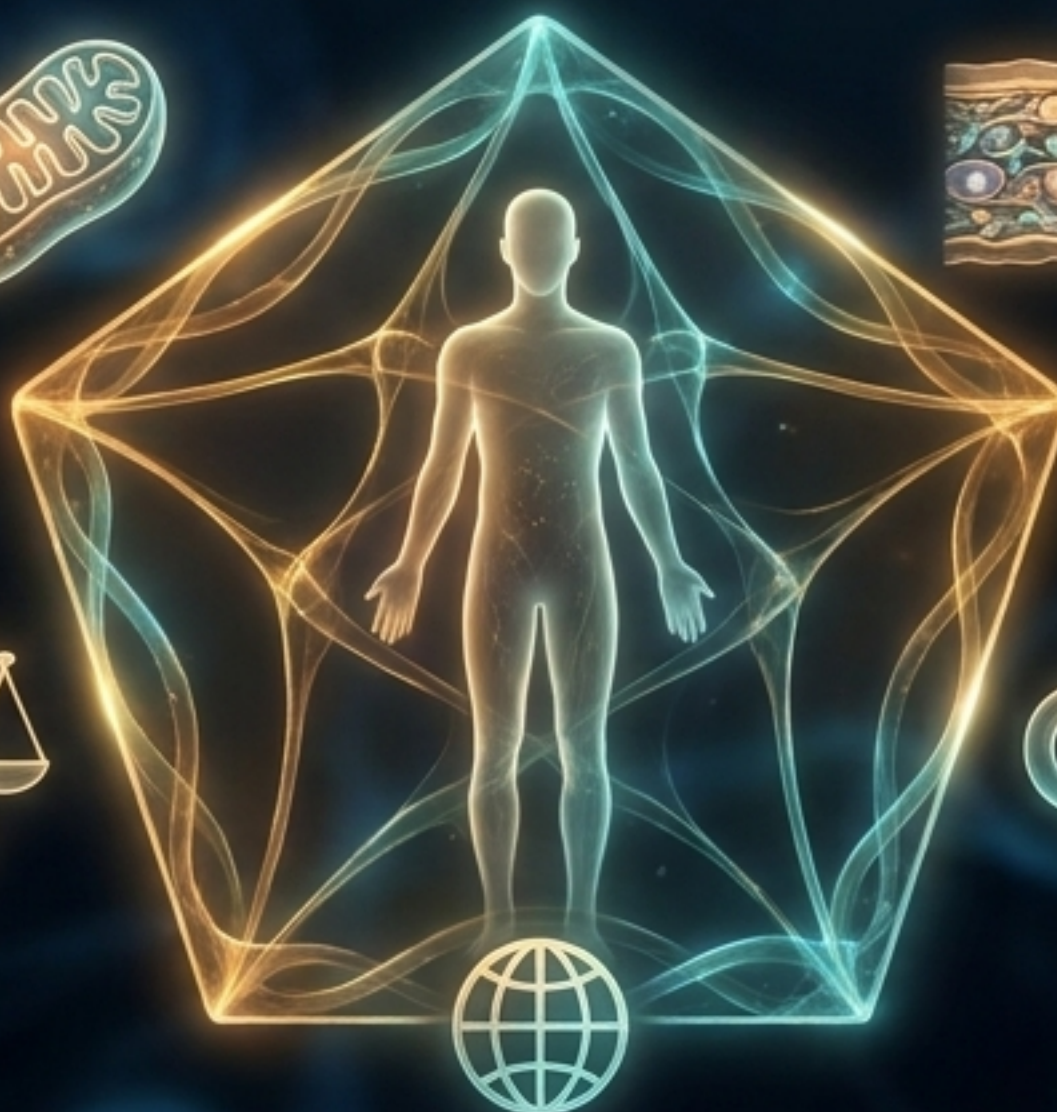
EVALUATIVE

Assigning biological valence (Threat vs. Safety, Damage vs. Integrity).



ENACTIVE

Immune action changes the field the organism must next interpret.



EXTENDED

Regulated through food, air, housing, sleep, and social conditions.

The attractor logic of immune life

Health is not achieved through preservation alone, nor openness alone.
Health is the flexible, coherent movement between protection and participation.

Preservation

The logic of boundary, defense, containment, and memory.

Too much boundary protection leads to hypervigilance, allergy, and fibrosis.



Development

The logic of openness, tolerance, symbiosis, growth, and repair.

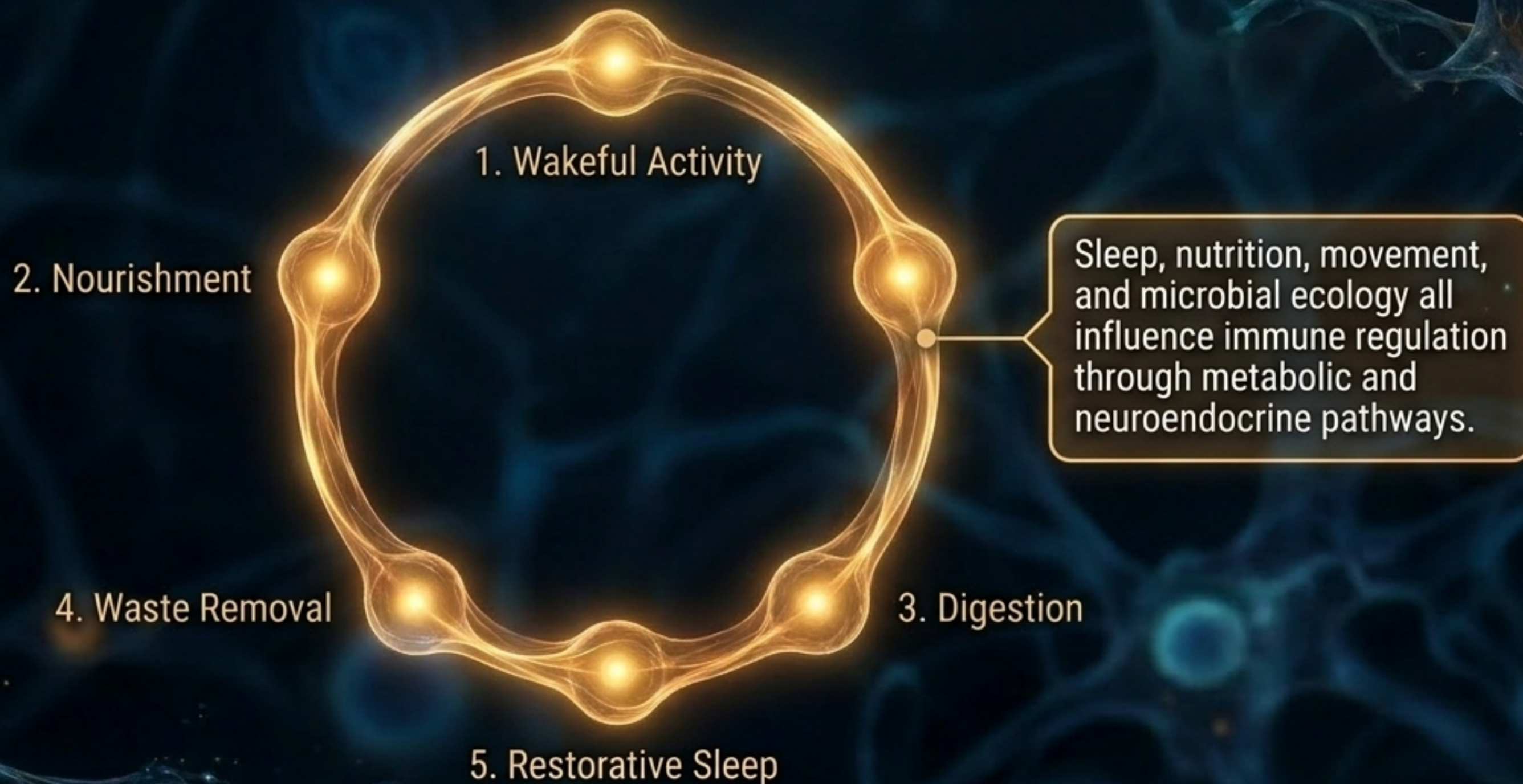
Too much openness leads to infection, vulnerability, and uncontrolled permeability.

Coherence

The capacity to move flexibly between these attractors.

Health is recurrent participation in the niche

The organism is not normally in a state of continuous defense. Immune activity is continuous, but it serves ordinary living rather than dominating it.



Perturbation initiates the healing cycle

When perturbation exceeds routine adaptive capacity, the organism exits the health cycle and reorganizes around protection and repair.



Accumulated adaptive cost destroys biological margins

All adaptation has a cost. When the organism must repeatedly adapt without adequate recovery, allostatic load accumulates. The organism loses phase coherence.



Fewer margins mean the same perturbation becomes biologically unaffordable.

The anatomy of a molecular phase-lock

Chronic immune disease is maladaptive phase-locking. It occurs when a molecular sensor continuously registers danger, acting as a biological padlock that freezes the Healing Cycle Clock.

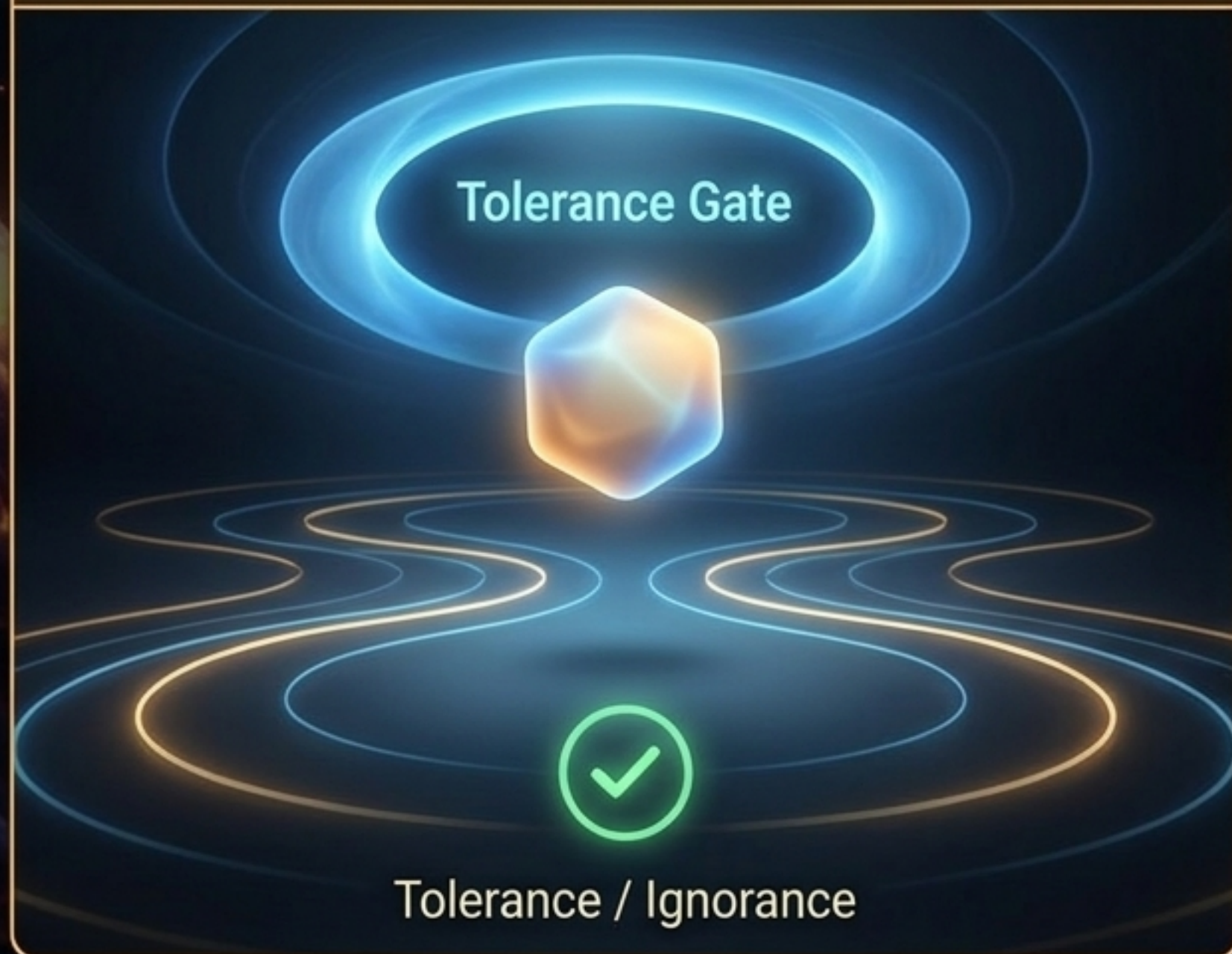


The organism cannot transition to repair because the molecular field continuously screams: danger is still present.

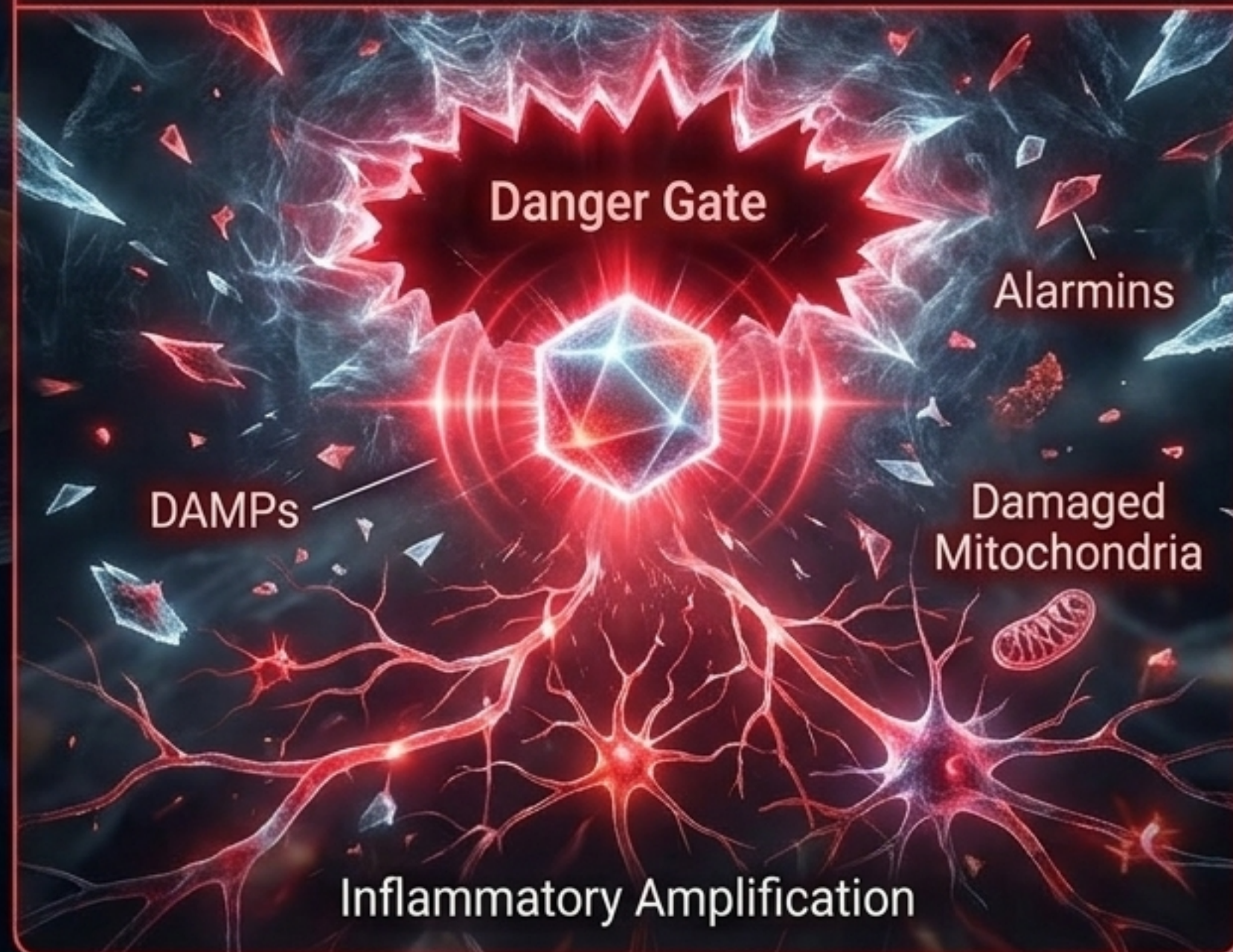
Molecules do not carry fixed meanings in isolation

An antigen's meaning depends entirely on its context. Antigenicity gives specificity; adjuvanticity gives biological urgency.

Health / Tolerance



Disease / Danger Lock



Sensing pathways dictate specific lock-in states

Molecular sensors do not merely detect objects; they evaluate boundary integrity. When boundary disturbance persists, specific phase-locks emerge.

The Danger-Defense Lock (Inflammasomes)



Mechanism: Converts sensed cellular stress into pyroptotic pathways and IL-1 β .

The Lock: When metabolic stress or debris remains uncleared, the inflammasome continuously triggers defense, preventing resolution.

The Nucleic-Acid/Interferon Lock (cGAS-STING)



Mechanism: Detects misplaced DNA, activating interferon and antiviral states.

The Lock: When mitochondrial DNA leaks or viral remnants persist, the organism behaves as if a viral invasion is ongoing, driving chronic fatigue and autoimmunity.

The phase-lock taxonomy of immune disease

Diagnosis requires naming the disease, but phase-state reasoning requires naming the lock.
What biological transition has failed?



Tissue niches give phase-locks their clinical form

Immune meaning is context-specific. The same inflammatory signal acts differently in the gut than it does in the synovium or the airway.

Niche 1 (The Airway):

Barrier-Type 2 Lock
(Asthma).

Barrier alarm signals.

Smooth muscle
constriction anthrow.

Thick glowing the
mucus clogging
the airway.



Niche 3 (The Gut):

Barrier/Tolerance
Lock (Inflammatory
Bowel Disease).



Niche 2 (The Synovium):

Synovial Inflammatory/Fibroblast Lock
(Rheumatoid Arthritis).



Overactive fivolms
and overactive
fibroblast cells,
antiviately.

Mechanically
active joint lining,
and formlinking,
calcified nodes
networks.

Clinical care as sequenced phase restoration

The goal is not merely to suppress immunity, but to support adaptive movement through the phases of life.



Restoring extended health-cycle conditions

The immune system is not confined to the anatomical body. It is extended through the conditions that make organism-niche participation possible.



A patient cannot biologically afford to heal in an environment that continually re-triggers defense.

The horizon of immune coherence

The organism does not live inside our medical categories.
Our categories must learn to serve the organism's living.

The ethical aim of medicine is not simply to
silence the defense, but to create the conditions
under which life can move again.